

Results Presentation

FY 2014



27th of February 2015

Juan Lladó
CEO

TECNICAS REUNIDAS

INDEX



Awards & Backlog



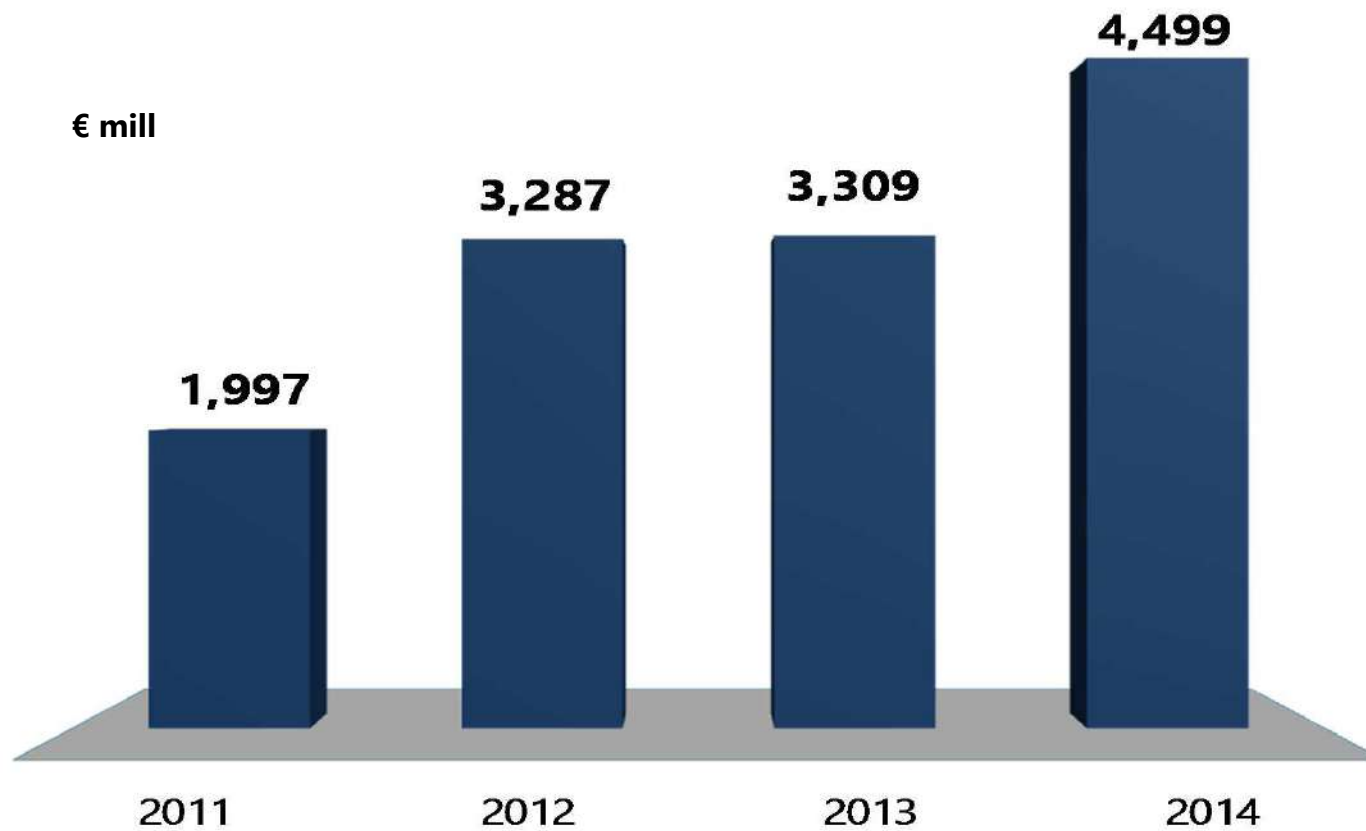
FY 2014 Financial Results



Outlook

Awards & Backlog

Awards



Awards & Backlog

2014 Major Awards

- Sturgeon refinery in **Canada**
- Talara refinery in **Peru**
- RAPID refining project in **Malaysia**
- Minatitlán refinery in **Mexico**
- Heroya nitric acid plant in **Norway**
- Offsites and Utilities of Jizan IGCC plant in **Saudi Arabia**
- A power plant in **Bangladesh**
- Túrow coal plant in **Poland**
- Nodo Energetico del Sur power plant for GDF Suez in **Peru**
- Los Mina power plant for AES in **Dominican Republic**
- A cogeneration plant in **Canada**



PETRONAS

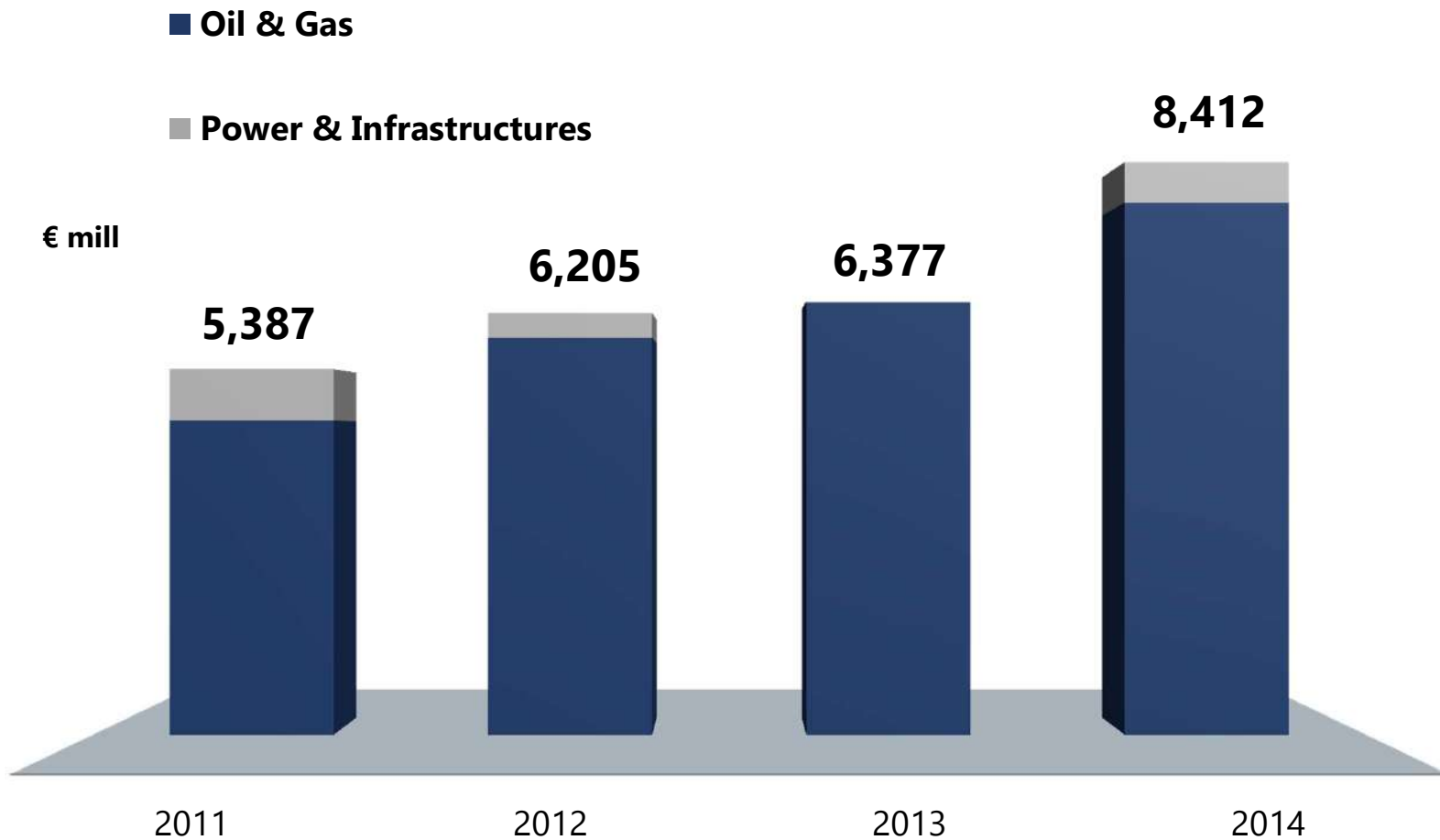


ASHUGANJ POWER STATION COMPANY LTD.



Awards & Backlog

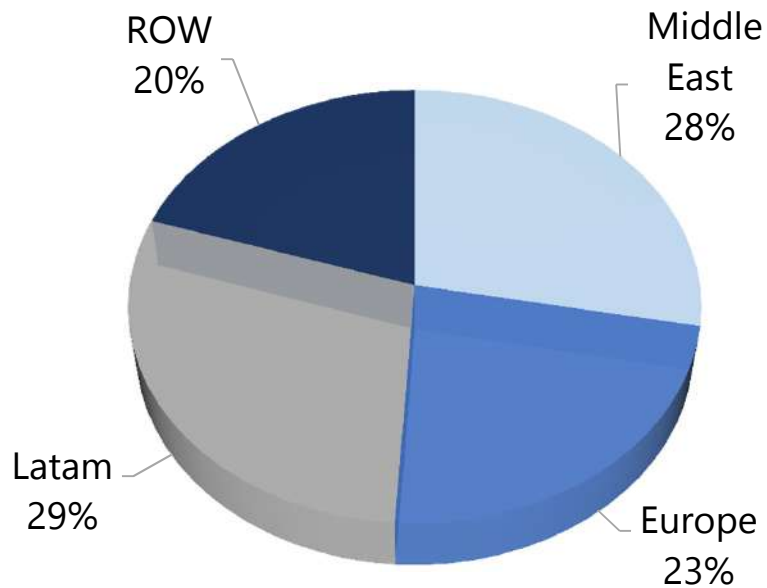
Backlog



Awards & Backlog

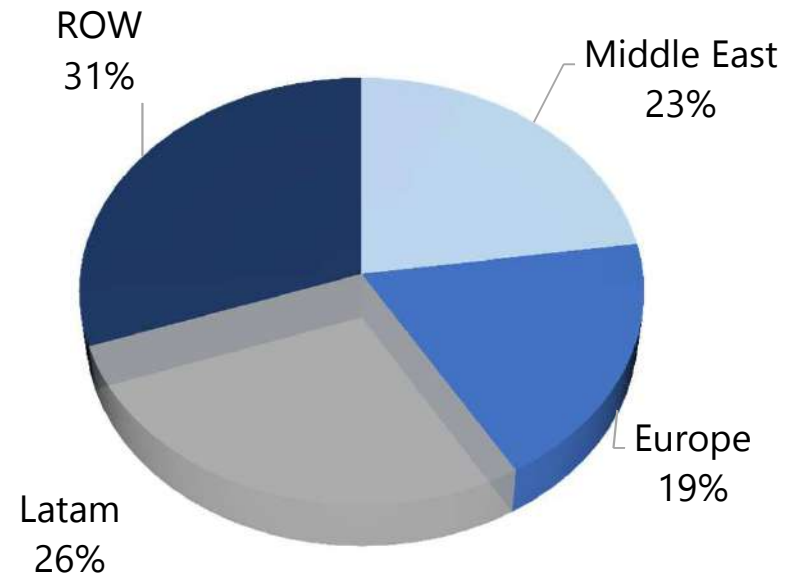
Backlog Geographical Split

2012



€ 6,205 M

FY 2014



€ 8,412 M

4Q 2014 Awards

Heroya nitric acid plant, Norway



Highlights

- EPC for a nitric acid plant, as part of the expansion of Heroya Industrial Park, in Porsgrunn, Norway.
- Contract scope: main contractor for the construction of the nitric acid plant and provider of own technology license and basic engineering design services.
- Contract value: EUR 85 million.
- 2nd project for Yara
- Yara, the Norwegian chemical company, ensures reliable supplies of mineral fertilizer and related industrial products to customers worldwide and it is the world's largest producer of ammonia, nitrate and complex fertilizer, with about 20% of global ammonia trade.

Recent Awards

GASCO project, UAE



Highlights

- EPC for the expansion of the Integrated Gas Development (IGD) project in Abu Dhabi, UAE.
- Contract scope: gas processing units, gas pipelines, condensate pipelines and interconnections.
- Contract value: USD 700 million.
- 4th project for ADNOC.
- Gasco is a joint venture between the Abu Dhabi National Oil Company (ADNOC), Shell and Total. Gasco is engaged in the extraction of Natural Gas Liquids (NGL) and it is one of the largest gas producing companies in the world.

INDEX



Awards & Backlog



FY 2014 Financial Results



Outlook

FY 2014 Financial Results



TECNICAS REUNIDAS

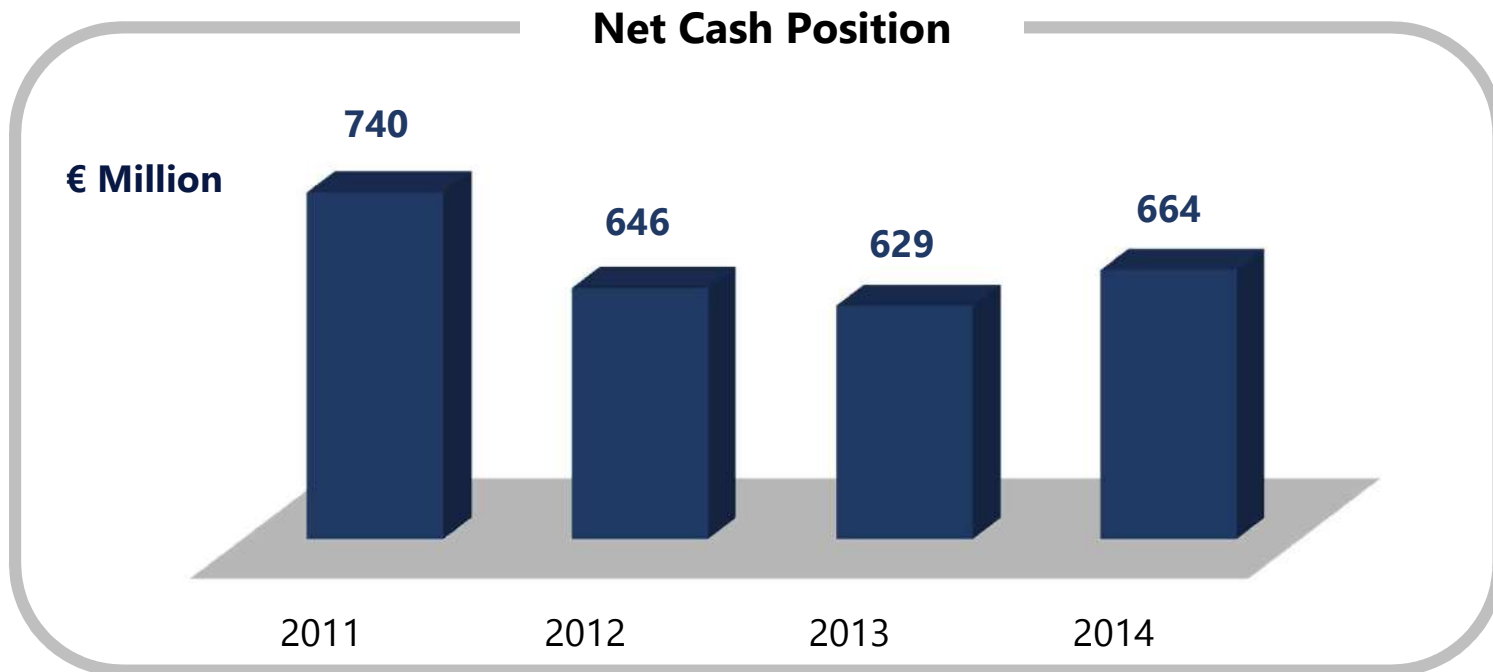
Profit and Loss Account

€ Million	2014	2013	Var.
Revenues	3,149.2	2,846.1	10.6%
EBITDA	169.6	157.3	7.9%
EBIT <i>Margin</i>	157.6 <i>5.0%</i>	148.0 <i>5.2%</i>	6.5%
Net Financial Results	8.6	5.3	
Profit Before Taxes	165.7	150.5	10.1%
Taxes	-31.3	-22.0	
Net Income	134.5	128.5	4.7%

FY 2014 Financial Results

Net Cash Position and Dividends

- 2014 Net cash position: € 663 million
- 2013 Dividends: € 1.40 per share (€ 75 million)
- 2014 Dividend proposal: € 75 million



INDEX



Awards & Backlog



FY 2014 Financial Results



Outlook

- **Successful diversification strategy**
 - **Clients:** Petronas, Suncor, Total, Petroperu, AES, Socar, Lukoil, ExxonMobil, Dow Chemicals, CNR, Yara, Orica
 - **Geographies:** Canada, Australia, France, Belgium, Malaysia, United States, Poland, Bangladesh, Dominican Republic
 - **Products:** upstream oil & gas, refining, petrochemicals, chemicals, nuclear, CCGT, cogeneration, desalination
- **Quality in execution: Delivery**
- **Stronger franchise**
- **Solid opportunities for TR**

DISCLAIMER



TECNICAS REUNIDAS

This document has been prepared by Tecnicas Reunidas S.A. (the Company) solely for use at presentations held in connection with the announcement of the Company's results for the year 2014.

This document contains forward-looking statements of the Company and/or its management. These forward-looking statements such as statements relating to the Company's or management's intent belief or current expectations of the future growth in the Company's business and capital expenditure in the oil and gas industry in general are subject to risks and variables that are beyond the Company's control and that could materially and adversely affect the outcome and financial effects of the facts expressed implied or projected herein.

The Company is under no obligation to update or keep current the information contained in this presentation including any looking forward-statements or to correct any inaccuracies that may later become apparent.

No representation or warranty express or implied is made as to and no reliance should be placed on the fairness accuracy completeness or correctness of the information or opinions contained herein. None of the Company or any of its affiliates advisors or representatives shall have any liability whatsoever for any loss arising from any use of this document or its contents or otherwise arising in connection with this document.

This document is only provided for information purposes and does not constitute nor may it be interpreted as an offer to sell or exchange or acquire or solicitation for offers to purchase any share in the Company. Any decision to buy or invest in shares in relation to a specific issue must be made on the basis of the information contained in the relevant prospectus filed by the Company in relation to such specific issue.



TECNICAS REUNIDAS

