



TECNICAS REUNIDAS

Juan Lladó
CEO

Full Year 2012
Results Presentation

1st of March 2013



➤ **AWARDS & BACKLOG**

➤ **HUMAN RESOURCES**

➤ **FY 2012 FINANCIAL RESULTS**

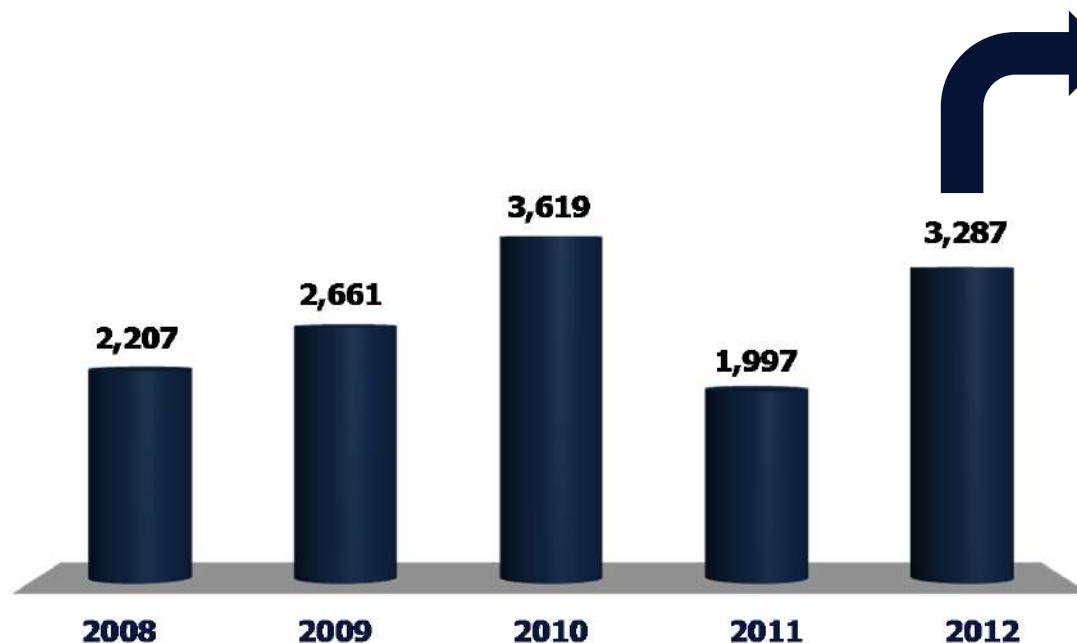
➤ **2013 OUTLOOK**



2012 AWARDS

Awards

€m

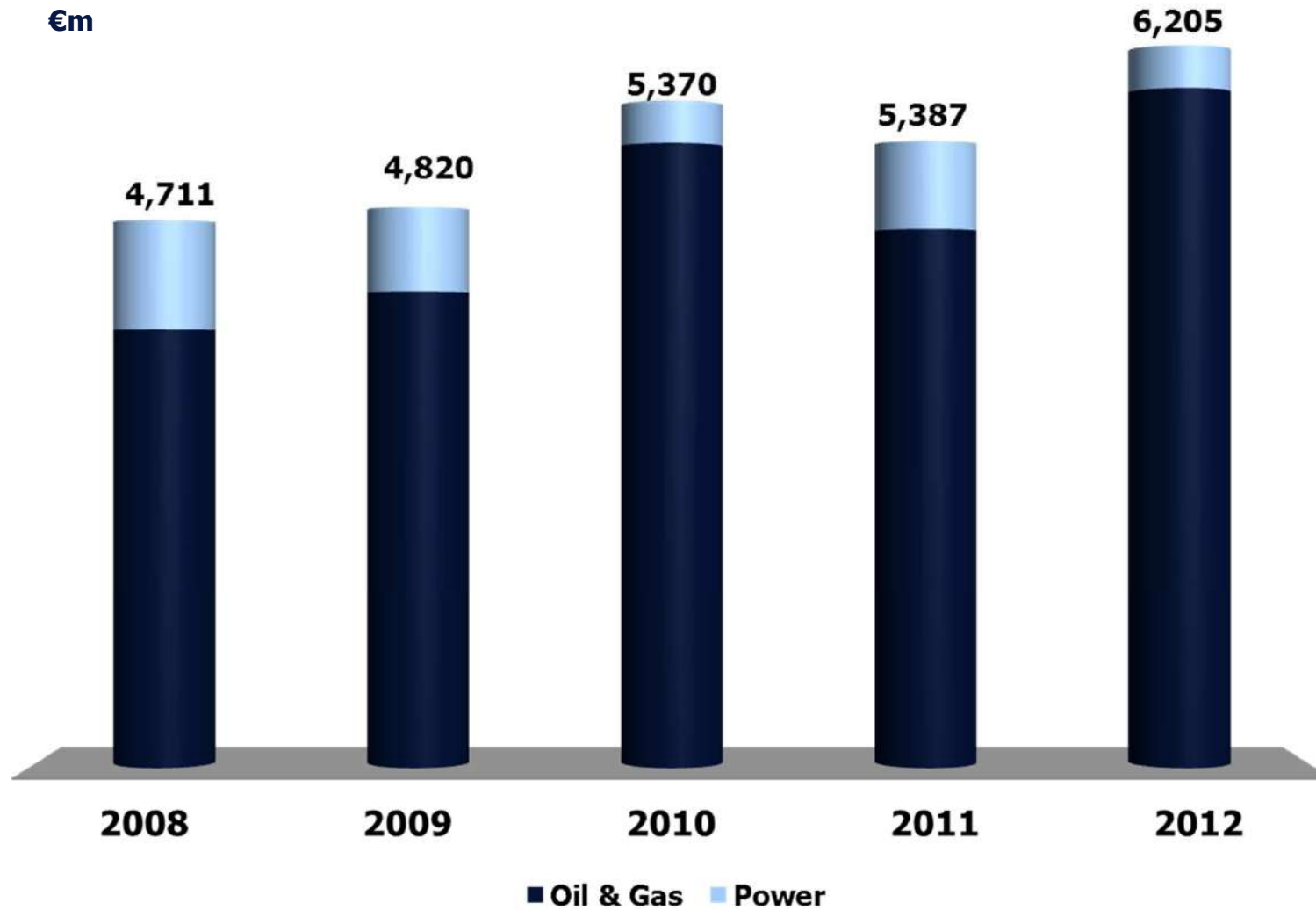


- **Jazan: Aramco USD900 M**
- **Sadara: Dow/Aramco USD800 M**
- **Kemya: Exxon/Sabco USD400 M**
- **Petrokemya: Sabco USD400 M**
- **Canada: CNR CAD800 M**
- **Yara: Yara/Orica/Apache USD600 M**
- **Margarita II: Repsol USD100 M**



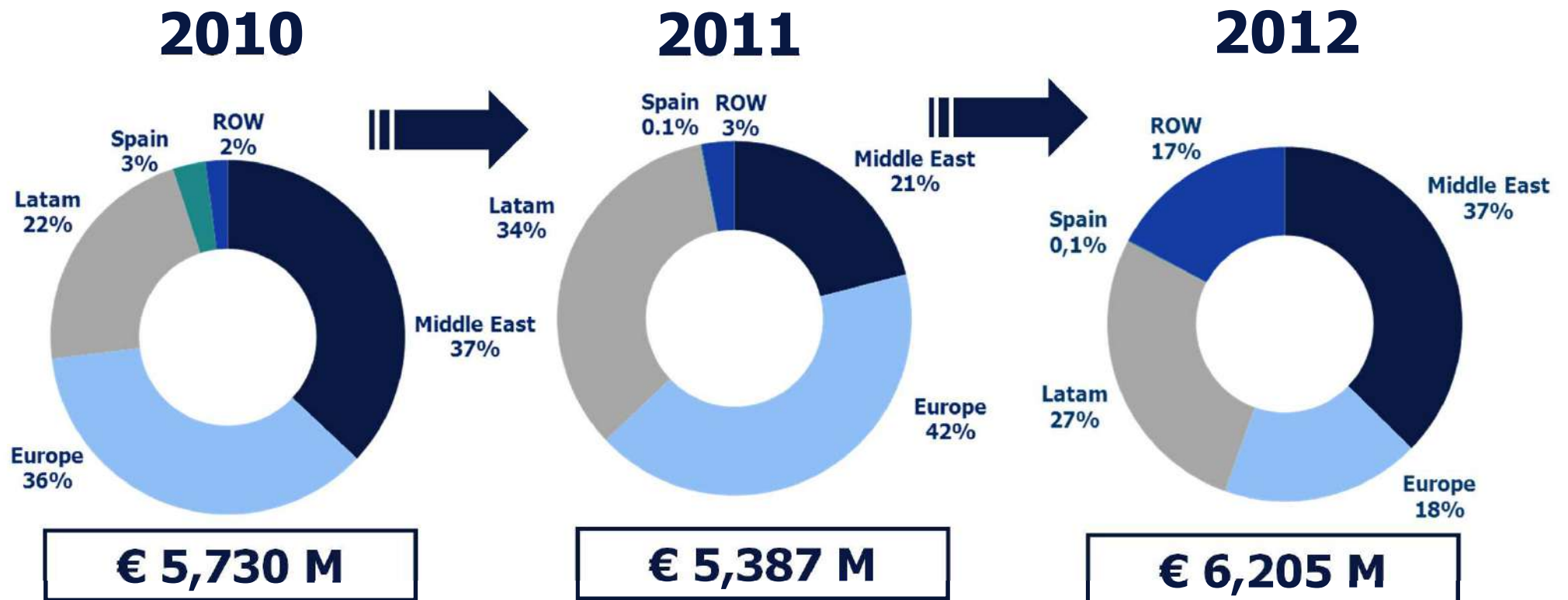
FY 2012 BACKLOG

Backlog





BACKLOG GEOGRAPHICAL SPLIT



4Q 2012 AWARDS



TECNICAS REUNIDAS

Jazan refinery, Saudi Arabia



Highlights

- **Two LSTK contracts for the Jazan refinery and marine terminal project.**
- **Project scope: engineering, supply of the equipment and materials, construction of the plants and precommissioning.**
- **Project includes: hydrocracker and diesel hydrotreater facilities.**
- **Contract value: USD 900 million.**
- **Saudi Aramco is the Saudi Arabian state owned company with the largest oil reserves and oil production worldwide.**

RECENT AWARDS

Volgograd refinery project, Russia



Highlights

- **LSTK for the vacuum gasoil deep conversion complex in Volgograd, Russia. The contract follows a FEED and extended services awarded in previous years.**
- **Project scope: engineering and supply of equipment and materials, construction and pre-commissioning.**
- **Project includes: hydrocraker unit, hydrogen production unit, sour waters treatment and sulfur production unit.**
- **Contract value: € 1,100 million.**
- **Lukoil is one the ten largest oil companies in the world and the second largest in Russia.**



➤ **AWARDS & BACKLOG**

➤ **HUMAN RESOURCES**

➤ **FY 2012 FINANCIAL RESULTS**

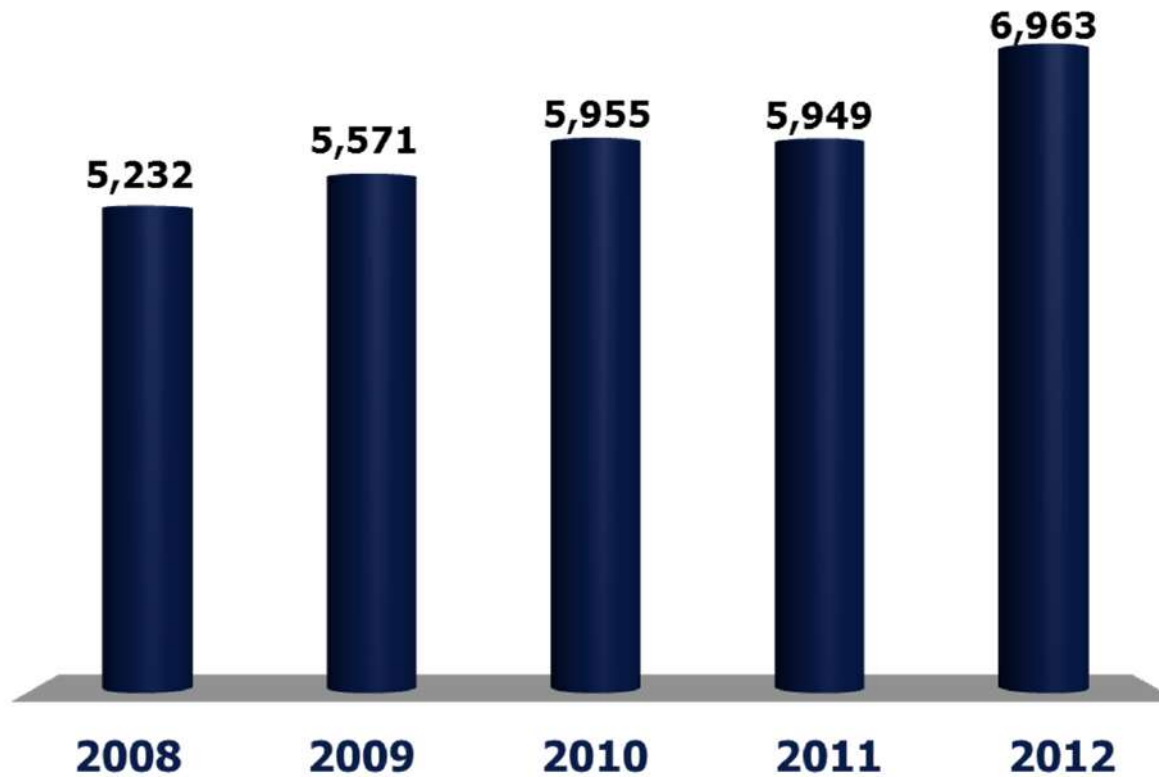
➤ **2013 OUTLOOK**



HUMAN RESOURCES

TR GROUP YEAR-END HEADCOUNT

Employees





➤ **AWARDS & BACKLOG**

➤ **HUMAN RESOURCES**

➤ **FY 2012 FINANCIAL RESULTS**

➤ **2013 OUTLOOK**

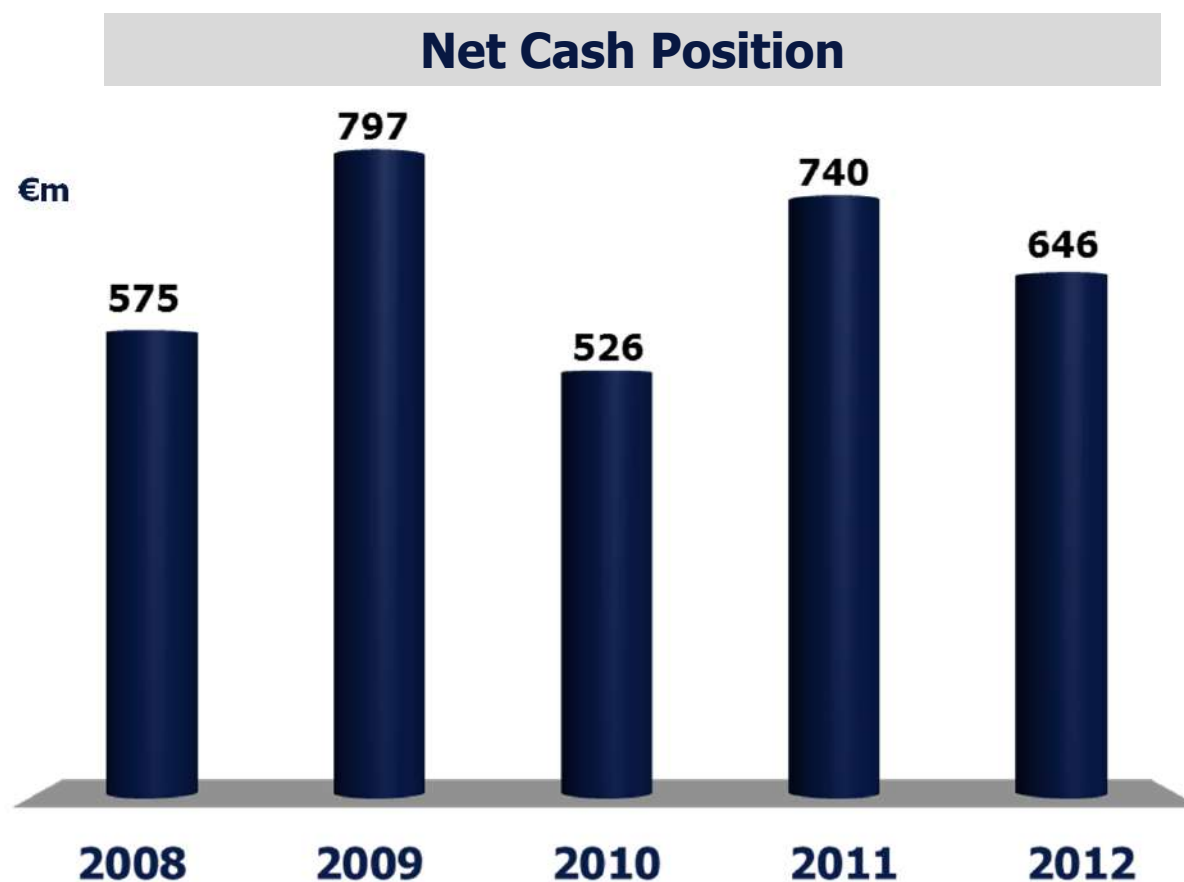
FINANCIAL RESULTS

Profit and Loss Account

	2012	2011	Var.
€ million			
Revenues	2,652.4	2,612.6	1.5%
EBITDA	157.0	159.5	-1.6%
<i>Margin</i>	<i>5.9%</i>	<i>6.1%</i>	
EBIT	148.7	151.3	-1.7%
<i>Margin</i>	<i>5.6%</i>	<i>5.8%</i>	
Net Financial Results	8.3	6.7	
Profit Before Taxes	157.8	155.2	1.7%
Taxes	-21.5	-19.9	
Net Income	136.3	135.3	0.7%

NET CASH POSITION AND DIVIDENDS

- **FY 2012 Net cash position: € 646 million**
- **2011 Dividends: € 1.355 per share**
- **2012 Dividends: € 1.3955* per share**



*Proposal to the AGM



- **AWARDS & BACKLOG**
- **HUMAN RESOURCES**
- **FY 2012 FINANCIAL RESULTS**
- **2013 OUTLOOK**



2013 OUTLOOK

- **For 2013, we will continue with our expansion and diversification strategy:**
 - **Geographies**
 - **Traditional markets (South America, Europe, Middle East) and new markets (Canada, Russia, Australia)**
 - **Right client balance NOC/IOC**
 - **New clients: Exxon, Dow Chemicals, Canadian Natural Resources, Yara, Orica...**

- **Energy environment:**
 - **Positive outlook in energy investments : oil upstream and downstream, petrochemicals, gas and electricity generation.**
 - **Price environment: still competitive environment, specially from Asian competition.**

- **We expect sales growth for 2013, supported by a solid backlog, from recently-won multiyear projects.**

Disclaimer



TECNICAS REUNIDAS

This document has been prepared by Tecnicas Reunidas S.A. (the Company) solely for use at presentations held in connection with the announcement of the Company's results for the year 2012.

This document contains forward-looking statements of the Company and/or its management. These forward-looking statements such as statements relating to the Company's or management's intent belief or current expectations of the future growth in the Company's business and capital expenditure in the oil and gas industry in general are subject to risks and variables that are beyond the Company's control and that could materially and adversely affect the outcome and financial effects of the facts expressed implied or projected herein.

The Company is under no obligation to update or keep current the information contained in this presentation including any looking forward-statements or to correct any inaccuracies that may later become apparent.

No representation or warranty express or implied is made as to and no reliance should be placed on the fairness accuracy completeness or correctness of the information or opinions contained herein. None of the Company or any of its affiliates advisors or representatives shall have any liability whatsoever for any loss arising from any use of this document or its contents or otherwise arising in connection with this document.

This document is only provided for information purposes and does not constitute nor may it be interpreted as an offer to sell or exchange or acquire or solicitation for offers to purchase any share in the Company. Any decision to buy or invest in shares in relation to a specific issue must be made on the basis of the information contained in the relevant prospectus filed by the Company in relation to such specific issue.



TECNICAS REUNIDAS

