



TECNICAS REUNIDAS

**Juan Lladó**  
**CEO**

**Full Year 2013**  
**Results Presentation**

*28<sup>th</sup> of February 2014*



# INDEX

➤ **AWARDS & BACKLOG**

➤ **FY 2013 FINANCIAL RESULTS**

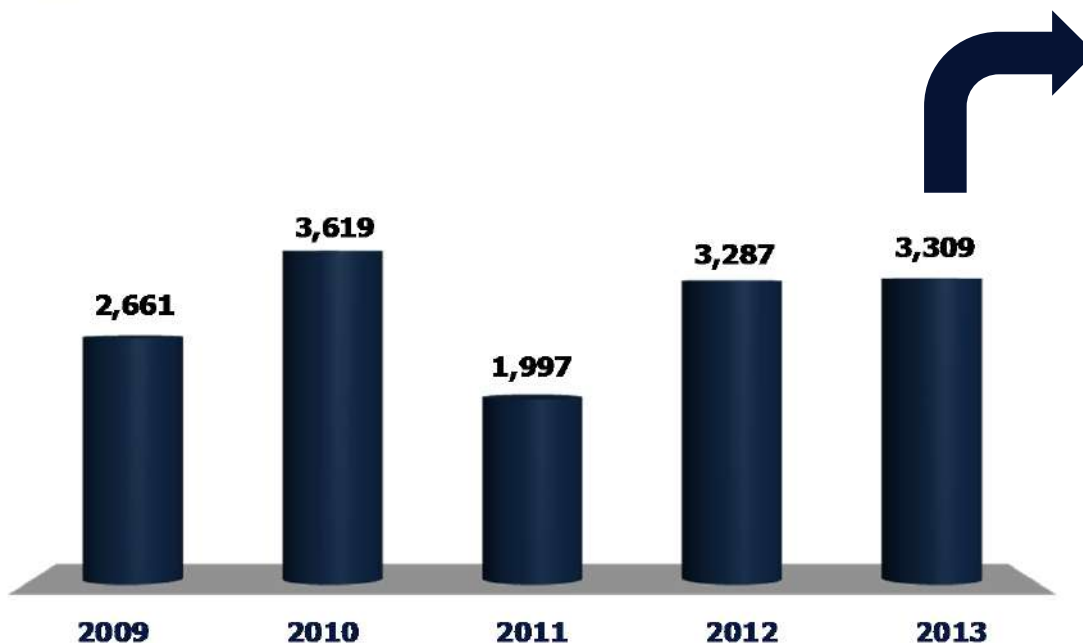
➤ **OUTLOOK**



## 2013 AWARDS

### Awards

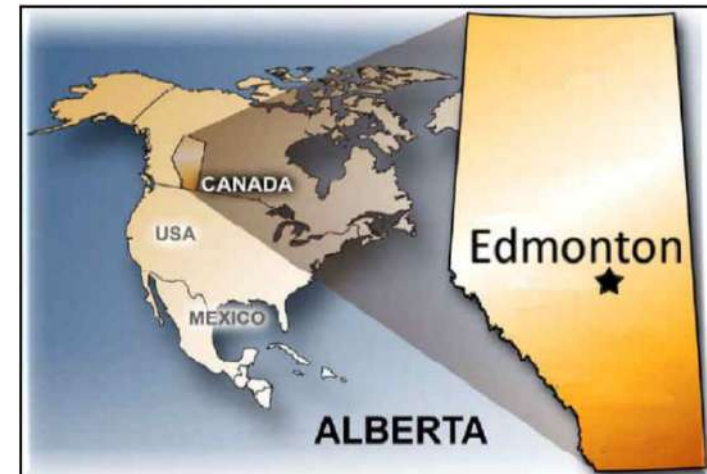
€m



- **Volgograd - Lukoil - Russia**
- **Nizhny Novgorod - Lukoil - Russia**
- **Star refinery - Socar - Turkey**
- **Touat - GDF Suez/Sonatrach - Algeria**
- **Optara - Total - Belgium**
- **Perla - Repsol/Eni - Venezuela**
- **Refining Units - YPFB - Bolivia**

## RECENT AWARDS

### *Sturgeon refinery, Canada*



#### Highlights

- **North West Redwater Partnership is a 50/50 JV between Canadian Natural Resources Limited and North West Upgrading Inc.**
- **EPC contract for two refining units of the first phase of the Sturgeon refinery in Alberta, Canada.**
- **Contract value: CAD 580 M.**
- **Project includes: light ends recovery unit and sulphur plant unit.**
- **Sturgeon refinery processing capacity: 78,000 bpd of synbit / dilbit bitumen.**

## RECENT AWARDS

### *Ashuganj CCGT, Bangladesh*



ASHUGANJ POWER STATION COMPANY LTD.

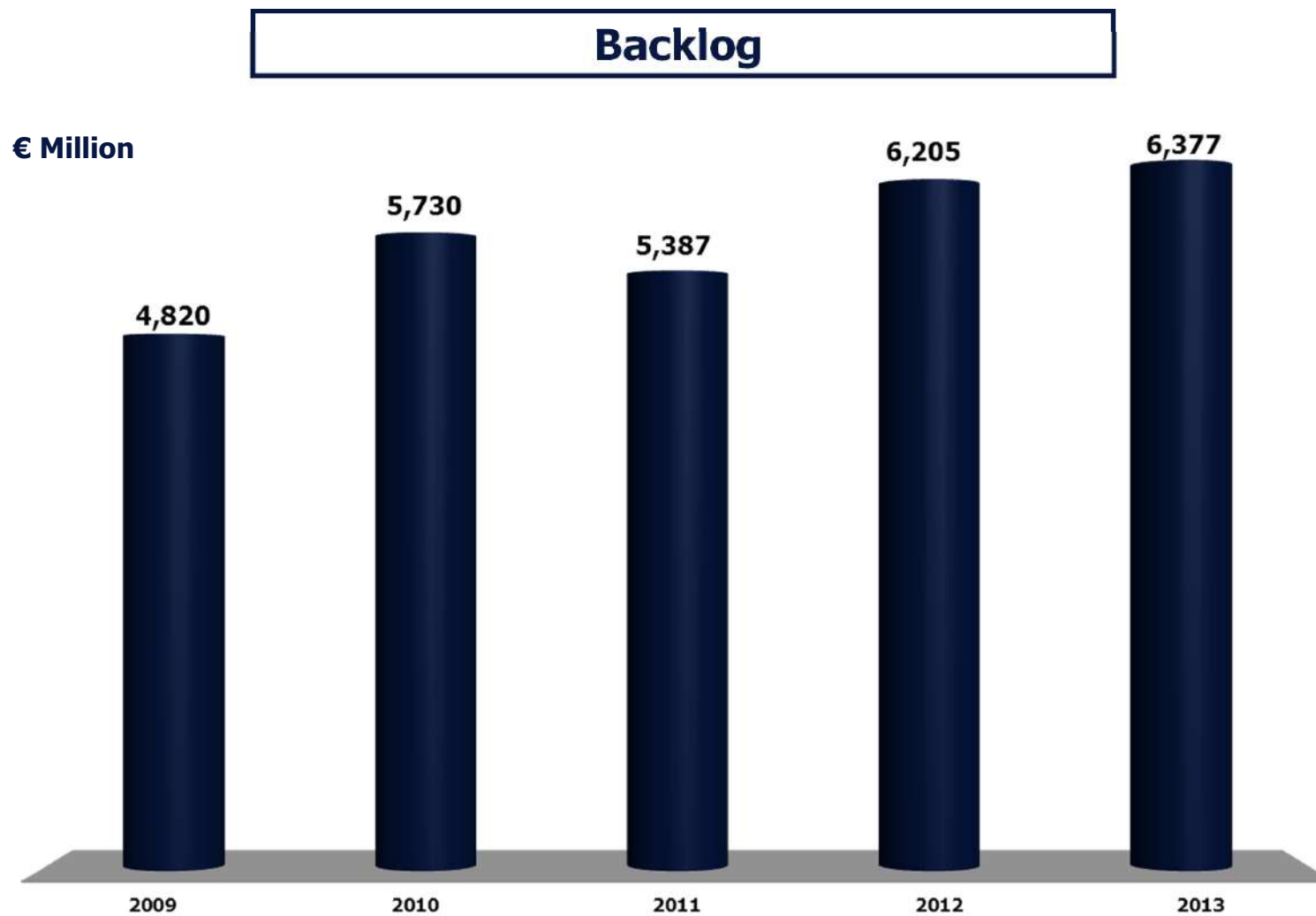
#### Highlights



- **EPC contract for a new CCGT in Ashuganj, Bangladesh.**
- **Project includes: project management, engineering, procurement and construction of a 380 MW CCGT.**
- **Contract value: USD 300 M.**
- **Ashuganj Power Station Company Ltd. is a state owned company by the Bangladesh Power Development Board. The Ashuganj CCGT is the second largest power station in the country.**



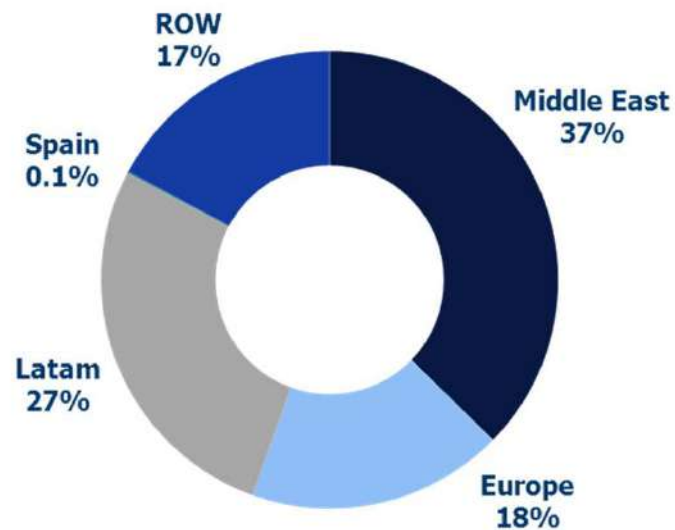
# FY 2013 BACKLOG: NEW RECORD



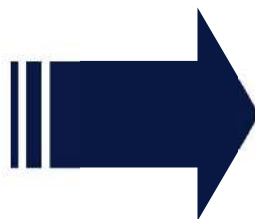


# BACKLOG GEOGRAPHICAL SPLIT

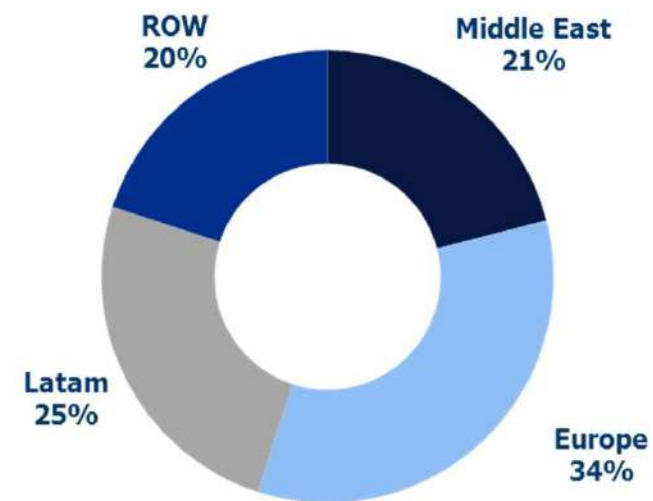
## 2012



**€ 6,205 M**



## 2013



**€ 6,377 M**



➤ **AWARDS & BACKLOG**

➤ **FY 2013 FINANCIAL RESULTS**

➤ **OUTLOOK**



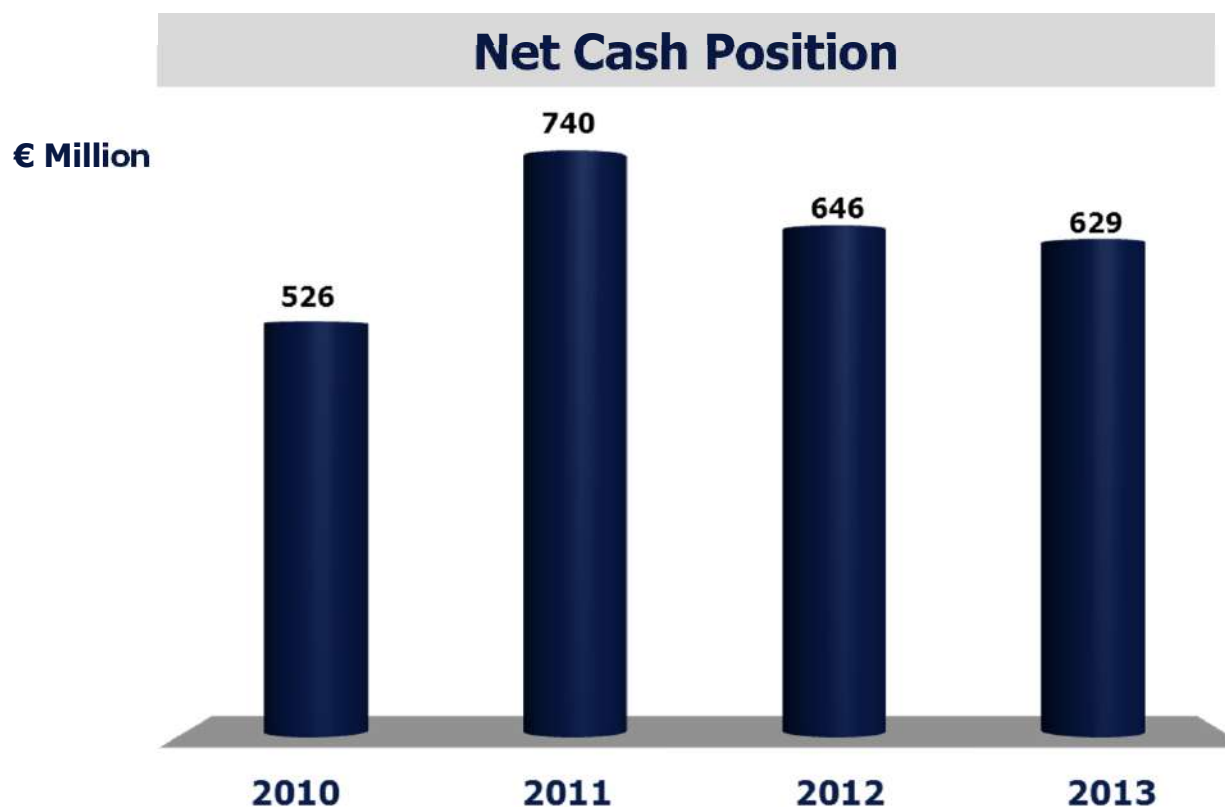
# FINANCIAL RESULTS

## Profit and Loss Account

	2013	2012	Var.
€ Million			
Revenues	2,846.1	2,652.4	7.3%
EBITDA	157.3	157.0	0.2%
EBIT	148.0	148.7	-0.4%
<i>Margin</i>	5.2%	5.6%	
Net Financial Results	5.3	8.3	
Profit Before Taxes	150.5	157.8	-4.7%
Taxes	-22.0	-21.5	
Net Income	128.5	136.3	-5.8%

## NET CASH POSITION AND DIVIDENDS

- **2013 Net cash position: € 629 million**
- **2012 Dividends: € 1.40 per share (€ 75 million)**
- **2013 Dividends proposal: € 75 million**





- **AWARDS & BACKLOG**
- **FY 2013 FINANCIAL RESULTS**
- **OUTLOOK**

## OUTLOOK

---

- **Successful diversification strategy:**
  - **Clients**
  - **Geography**
- **Quality in execution:**
  - **Traditional markets: Middle East, Turkey, South America, China**
  - **New markets: Russia, Australia, Canada**
  - **Modular construction**
- **Strengthen relationships with existing and new customers**
- **Growth opportunities to TR:**
  - **Business: oil & gas, chemicals, power**
  - **New markets: EEUU, Asia, North Africa**

## Disclaimer



TECNICAS REUNIDAS

**This document has been prepared by Tecnicas Reunidas S.A. (the Company) solely for use at presentations held in connection with the announcement of the Company's results for the year 2013.**

**This document contains forward-looking statements of the Company and/or its management. These forward-looking statements such as statements relating to the Company's or management's intent belief or current expectations of the future growth in the Company's business and capital expenditure in the oil and gas industry in general are subject to risks and variables that are beyond the Company's control and that could materially and adversely affect the outcome and financial effects of the facts expressed implied or projected herein.**

**The Company is under no obligation to update or keep current the information contained in this presentation including any looking forward-statements or to correct any inaccuracies that may later become apparent.**

**No representation or warranty express or implied is made as to and no reliance should be placed on the fairness accuracy completeness or correctness of the information or opinions contained herein. None of the Company or any of its affiliates advisors or representatives shall have any liability whatsoever for any loss arising from any use of this document or its contents or otherwise arising in connection with this document.**

**This document is only provided for information purposes and does not constitute nor may it be interpreted as an offer to sell or exchange or acquire or solicitation for offers to purchase any share in the Company. Any decision to buy or invest in shares in relation to a specific issue must be made on the basis of the information contained in the relevant prospectus filed by the Company in relation to such specific issue.**



**TECNICAS REUNIDAS**

