



FIRST HALF 2018

RESULTS PRESENTATION

July 26th 2018

Juan Lladó
CEO

DISCLAIMER

This document has been prepared by Técnicas Reunidas S.A. (the Company) solely for use at presentations held in connection with the announcement of the Company's results for the first half 2018.

This document contains forward-looking statements of the Company and/or its management. These forward looking statements such as statements relating to the Company's or management's intent belief or current

expectations of the future growth in the Company's business and capital expenditure in the oil and gas industry in general are subject to risks and variables that are beyond the Company's control and that could materially and adversely affect the outcome and financial effects of the facts expressed implied or projected herein.

The Company is under no obligation to update or keep current the information contained in this presentation including any looking forward-statements or to correct any inaccuracies that may later become apparent.

No representation or warranty express or implied is made as to and no reliance should be placed on the fairness accuracy completeness or correctness of the information or opinions contained herein. None of the Company or any of its affiliates advisors or representatives shall have any liability whatsoever for any loss arising from any use of this document or its contents or otherwise arising in connection with this document.

This document is only provided for information purposes and does not constitute nor may it be interpreted as an offer to sell or exchange or acquire or solicitation for offers to purchase any share in the Company. Any decision to buy or invest in shares in relation to a specific issue must be made on the basis of the information contained in the relevant prospectus filed by the Company in relation to such specific issue.

INDEX

- Execution
- Backlog
- Pipeline
- Financial Results
- Outlook

TR IS ABOUT...




QUALITY EXECUTION

Delivering strategic projects for recurrent clients



QUALITY BACKLOG

Fresh and healthy backlog, entirely launched



QUALITY PIPELINE

The recovery of the investment in our industry is a reality

INDEX

➤ Execution

➤ Backlog

➤ Pipeline

➤ Financial Results

➤ Outlook

TR HAS A SUCCESSFUL TRACK RECORD IN DELIVERING

In the last 10 years

9 projects in
petrochemicals

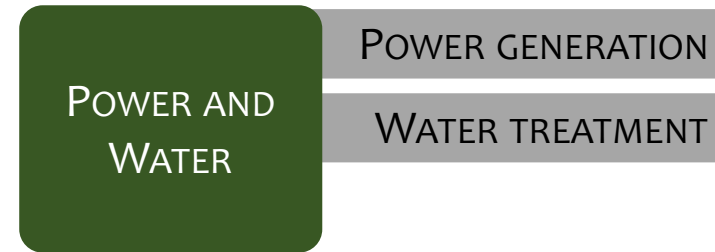
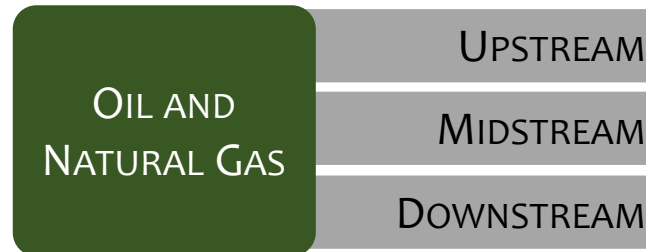
33 projects in
upstream

9 projects in
power

31 projects in
refining

25 FEEDs

**In the whole
energy value
chain**





TECNICAS REUNIDAS
Results 1H 2018

WITH QUALITY...

AL ZOUR REFINERY
KUWAIT



Value: USD 4 Billion (50% TR)
Scope: Main processing units





TECNICAS REUNIDAS

Results 1H 2018

WITH QUALITY...

TOUAT GAZ
ALGERIA



Value: USD 1 Billion

Scope: Natural gas gathering system and treatment complex





TECNICAS REUNIDAS

Results 1H 2018

WITH QUALITY...

RAPID REFINERY
MALAYSIA



PETRONAS

Value: USD 1.5 Billion

Scope: Main processing units

4 Construction and schedule awards

9 Quality and HSE awards





TECNICAS REUNIDAS

Results 1H 2018

WITH QUALITY...

JAZAN REFINERY AND IGCC SAUDI ARABIA

أرامكو السعودية
saudi aramco



Value: USD 2.6 Billion

Scope: Hydrocracker
Diesel hydro treatment units
Off sites and utilities





TECNICAS REUNIDAS
Results 1H 2018

WITH QUALITY...

AEGEAN REFINERY
TURKEY

 **SOCAR**

Value: USD 3.5 Billion (33% TR)

Scope: A new and complex
grassroots refinery



INDEX

➤ Execution

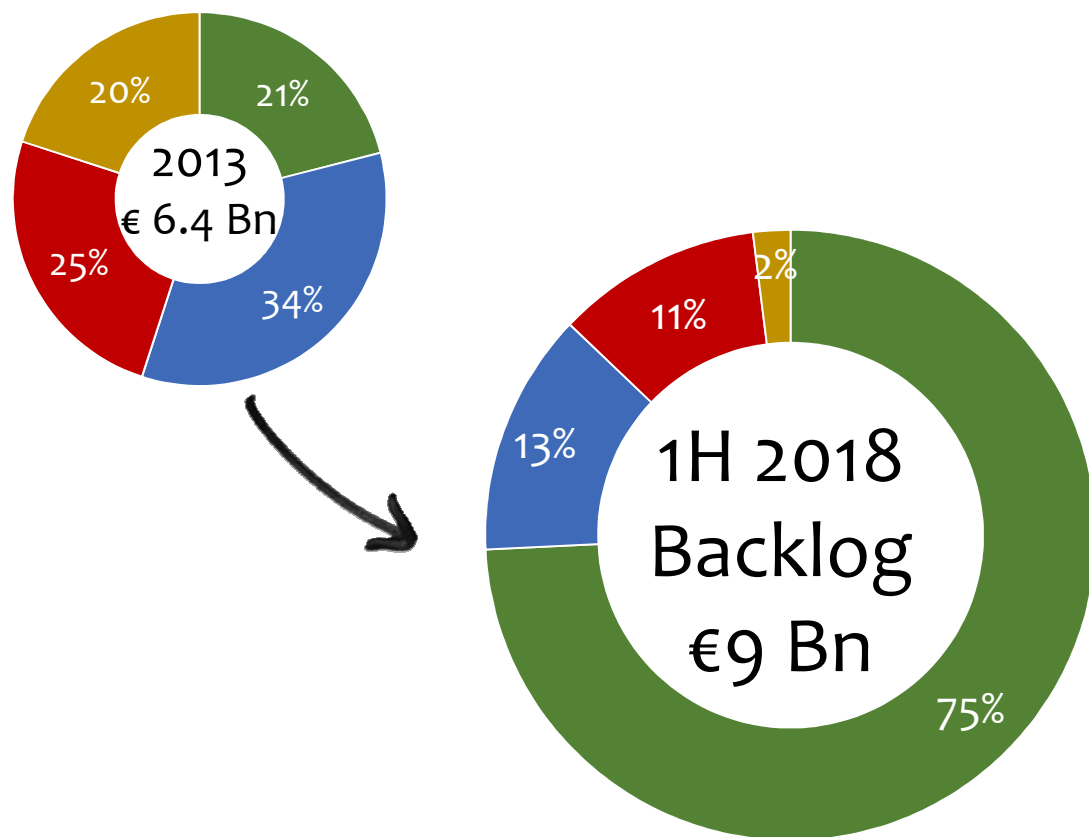
➤ Backlog

➤ Pipeline

➤ Financial Results

➤ Outlook

QUALITY IN EXECUTION LEADS TO QUALITY IN BACKLOG



■ Middle East
 ■ Latam
 ■ Europe
 ■ RoW

- Strong presence in most resilient market: Middle East
- Recurrent customers: a consequence of good execution
- Key and more complex jobs in each major investment

INDEX

➤ Execution

➤ Backlog

➤ Pipeline

➤ Financial Results

➤ Outlook

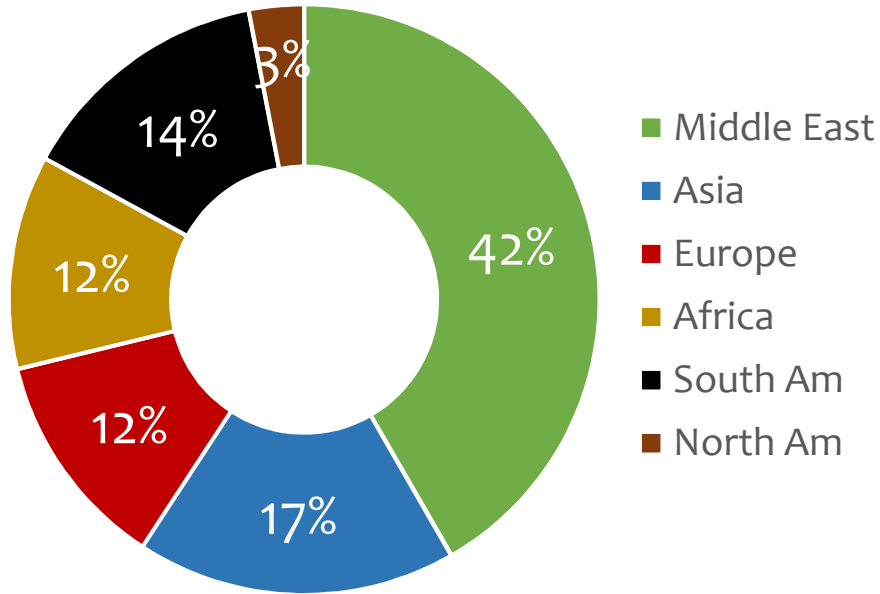
STRONG DRIVERS IN OUR INDUSTRY

- Growth of demand
- Enhancing profitability
- IMO 2020
- Enviromental requirements
- Petrochemicals
- Natural gas in energy matrix

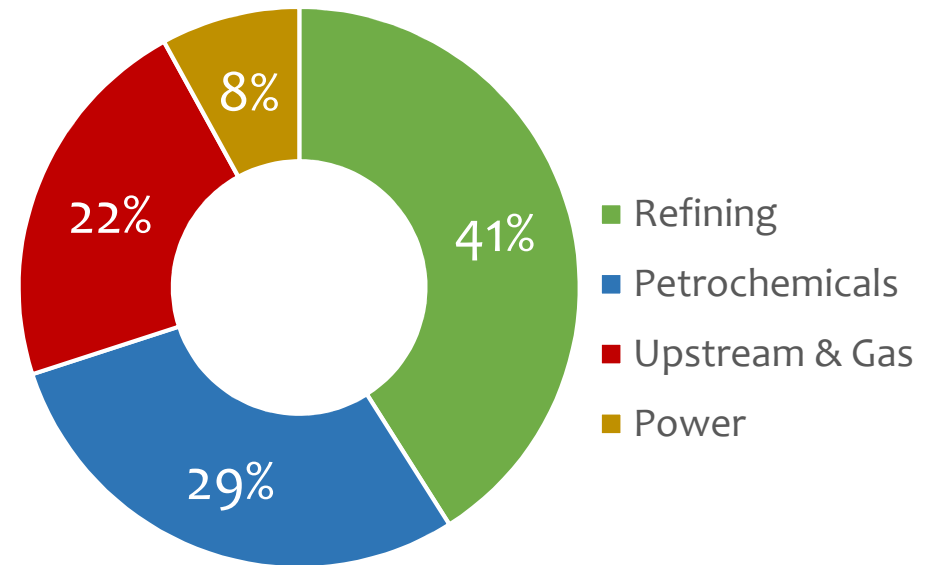


AND WE WILL HAVE THE CHANCE TO EXECUTE MORE

Current Pipeline > 32 Billion USD



By Geographies



By Products

INDEX

➤ Execution

➤ Backlog

➤ Pipeline

➤ **Financial Results**

➤ Outlook



TECNICAS REUNIDAS

Results 1H 2018

FINANCIAL RESULTS

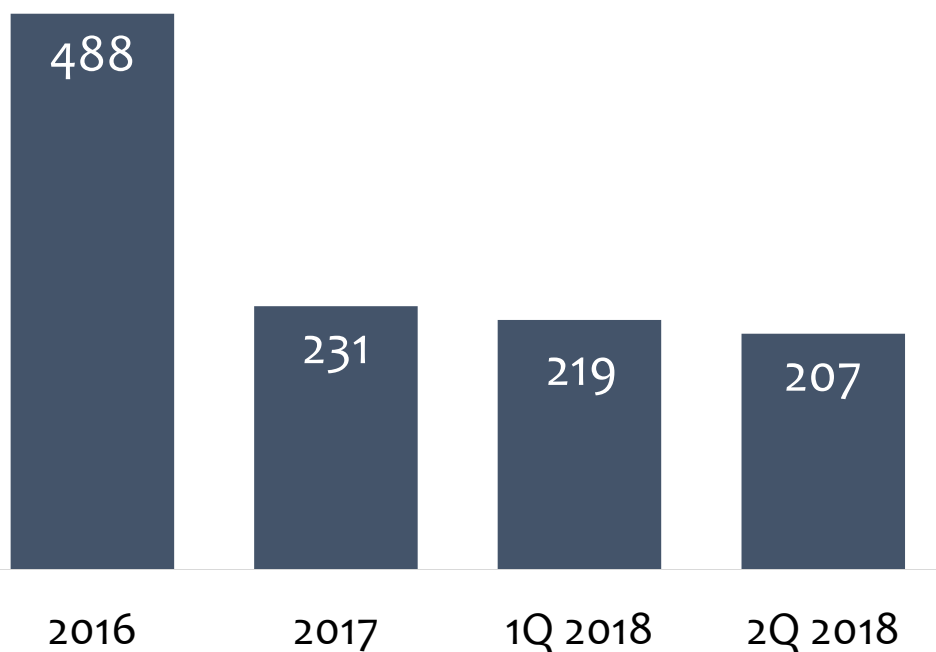
PROFIT AND LOSS

€ Million	1H 2018	1H 2017	Var.	2017
Revenues	2,259.5	2,628.0	-14%	5,068
EBITDA	25.5	117.1	-78%	121.9
EBIT	17.1	104.6	-84%	100.4
Margin	0.8%	4.0%		2.0%
Net financial results	-6.2	-9.1		-6.9
Profit before taxes	10.2	94.1	-89%	91.2
Taxes	-3.3	-27.3		-27.2
Net profit	6.9	66.8	-90%	64.0

- All projects already launched
- Delay in recovery
- Slight quarterly improvement

NET CASH POSITION

M€



- Oil crisis effects on cash:
 - Peak exposure to the Middle East, with higher needs of working capital
 - Customers cash constraints
 - Lower downpayments
- TR customers are among the most reliable and solvent

INDEX

- Execution
- Backlog
- Pipeline
- Financial Results
- Outlook

OUTLOOK

Solid execution

➤ Credentials for future growth

Recent awards already launched

➤ The backbone of our future performance

Large and diversified pipeline

➤ The recovery of the industry is a reality

 Slow but solid margin recovery



TECNICAS REUNIDAS